

BENDIX LANDING GEAR ASSY, PT-17 N2S-4

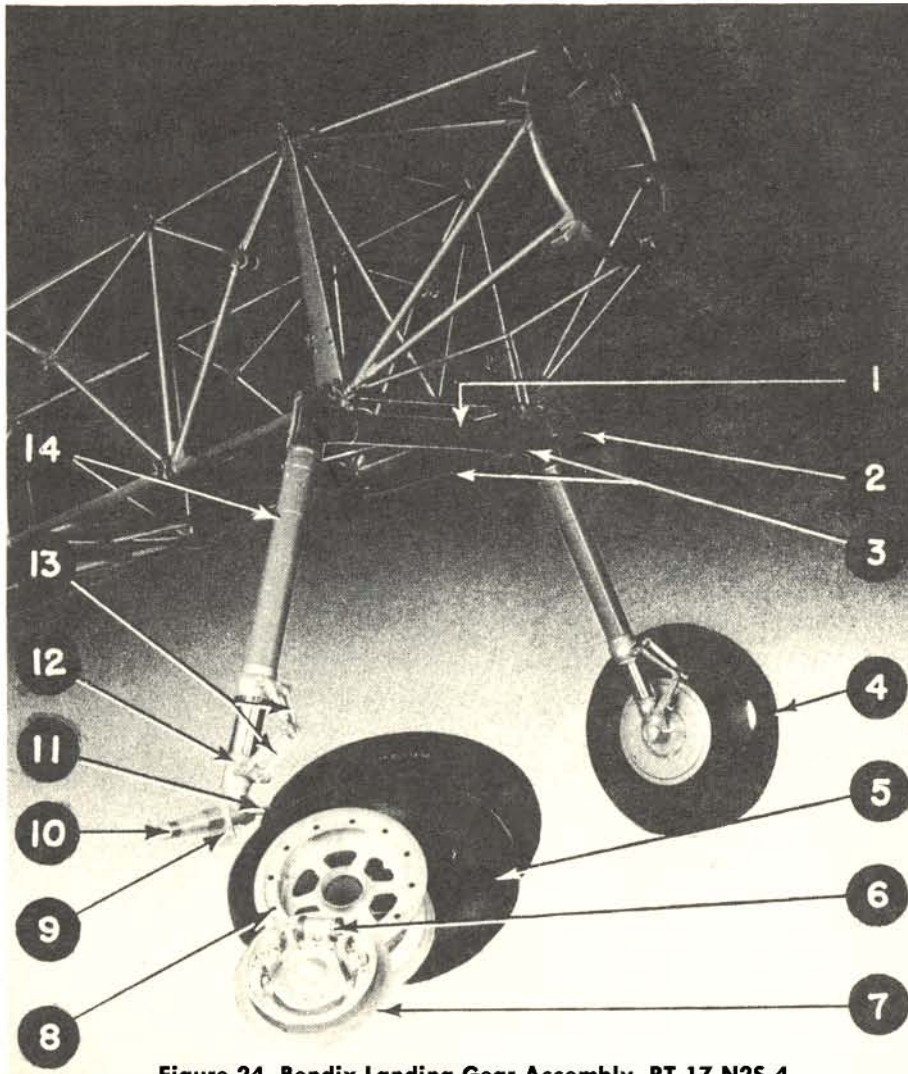


Figure 24 Bendix Landing Gear Assembly PT-17 N2S-4

Index No.	Part No.	Description	Cond.
1	75-2641	Landing gear assy less tire, tube, wheel & brake	Recond.
2	75-2607	Step assy, lh	N-S
2	75-2607-1	Step assy, rh	N-S
	75-2622	Sponson assy-landing gear	Write
4	890x12.50	Tire-6 ply nylon block tred	F/N
5	890x12.50	Tube	F/N
6	51611	Spider, lh wheel brake cylinder, see fig. 61	O/H
6	51612	Spider, rh wheel brake cylinder, see fig. 61	O/H
7	51582	Brake assy lh-main wheel, see fig. 61	O/H
7	51583	Brake assy rh-main wheel, see fig. 61	O/H
8	56372	Wheel assy-main complete w/brgs. & seals, see fig. 61	N-S
8	56372	Same as above	Recond.
9	75-2609	Knuckle-axle assy, Bendix & Haliburton landing gears	N-S
10	75-2610	Axle-landing gear main wheel, Bendix & Haliborton L.gear	N-S
11	75-2626	Towing eye-Bendix & Haliburton landing gears	N-P
12	75-2635	Piston tube assy-inner, less 75-2609 knuckle	N-S
13	75-2657 - 2656	Scissor assy-landing gear (Bendix)	N-S
14	75-2633	Cylinder assy-shock strut, less 75-2609 & 75-2656, 75-2657	N-S

BENDIX LANDING GEAR COMPONENT PARTS

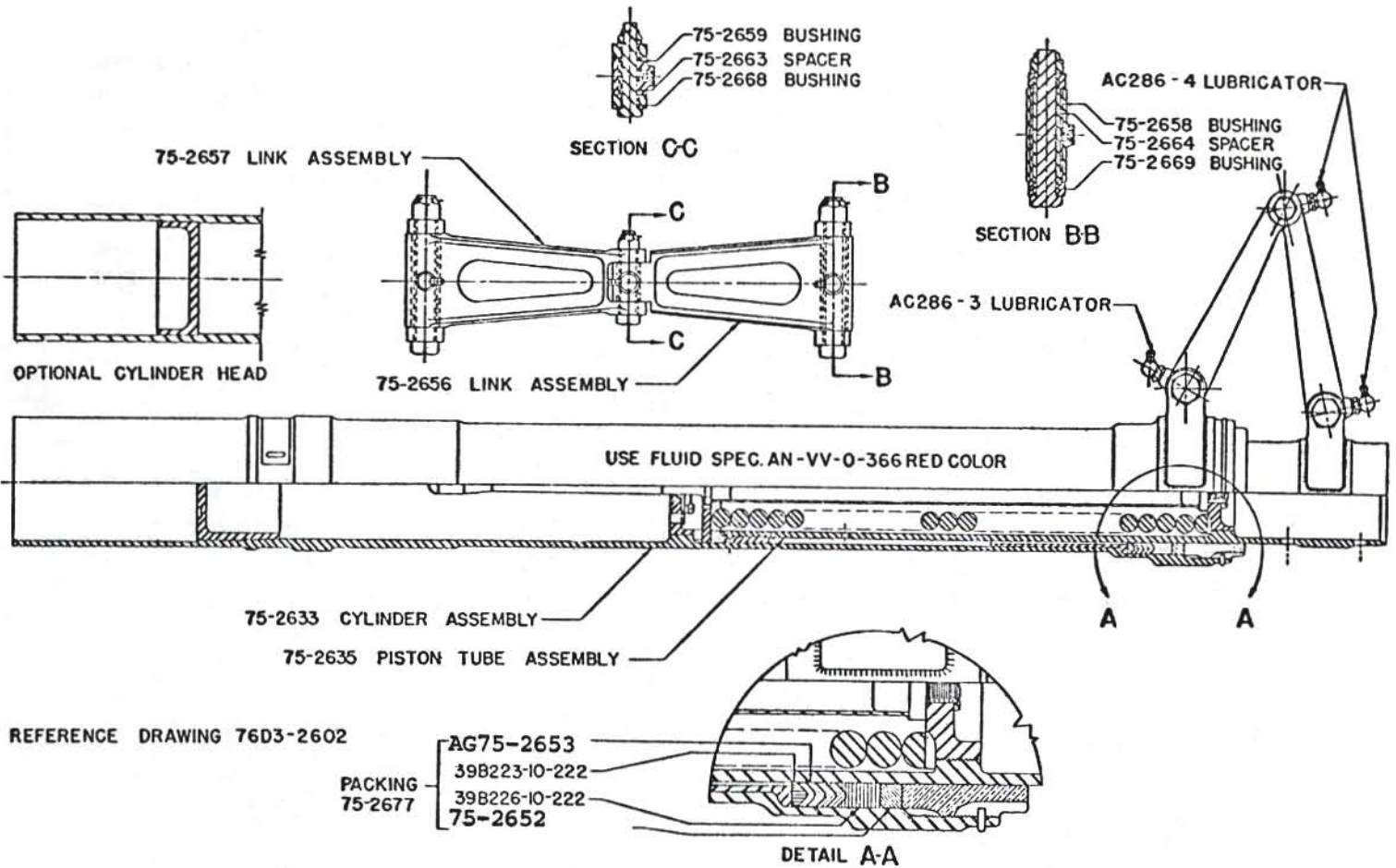


Figure 25 Shock Absorber Assy-Bendix Landing Gear Model N2S-4 & PT-17

Figure 25

Part No.	Description	Cond.
75-2633	Cylinder assy, shock strut assy, complete lh or rh, less 75-2609 knuckle & axle	N-S
75-2634	Cylinder-shock strut-outer leg lh or rh	N-S
75-2635	Piston tube assy-inner complete w/75-2651, 75-2637, 75-2647, 75-2648, 75-2649, 75-2652, 75-2653, 39B223-10-222, 39B226-10-222 & 75-2652	N-S
75-2636	Tube only-piston	N-S
75-2637	Pin-metering	N-S
75-2639	Plate assy-orifice & valve	N-S
AG75-2647	Bearing-piston tube	FAA-PMA
75-2648	Stop-piston	N-S
75-2649	Ring-upper packing spacer (optional)	N-S
AG75-2651	Nut-oleo packing bearing	FAA-PMA
75-2652	Ring, almm., lower chevron packing spacer (optional)	N-S
75-2653	Chevron packing-oleo, 8 required per airplane	F/N
AG-106	Bendix landing gear oleo chevron packing kit-1 required	F/N
75-2656-2657	Scissor assy-landing gear, 2 required	N-S
AG-108B	Bushing kit for 75-2656, 2657 scissor assy, 2 required	FAA-PMA
AG75-2658	Bushing -torque link, 2 required per scissor assy	FAA-PMA
AG75-2659	Bushing-male torque link, 1 required per scissor assy	FAA-PMA
AG75-2663	Spacer-torque link 3/8" bolt, 1 req. per scissor assy	FAA-PMA
AG75-2664	Spacer-torque link 1/2" bolt 2 req. per scissor assy	FAA-PMA

BENDIX LANDING GEAR COMPONENT PARTS continued

Figure 25

Part No.	Description	Cond.
AG75-2668	Bushing-female torque link, 2 required per scissor assy	FAA-PMA
75-2669	Bushing-yoke on l.gear leg, piston tube, 4 required	N-S
75-2665	Wrench-landing gear & tail oleo nut-Bendix	N-S
75-2677	Bendix landing gear oleo packing kit-contains 10 ea. 75-2653, 1 ea. 39B223-10-222, 1 ea. 39B226-10-22	F/N
75-2661	Spring-l.g. oleo	N-S
75-2662	Lock ring-packing nut	F/N

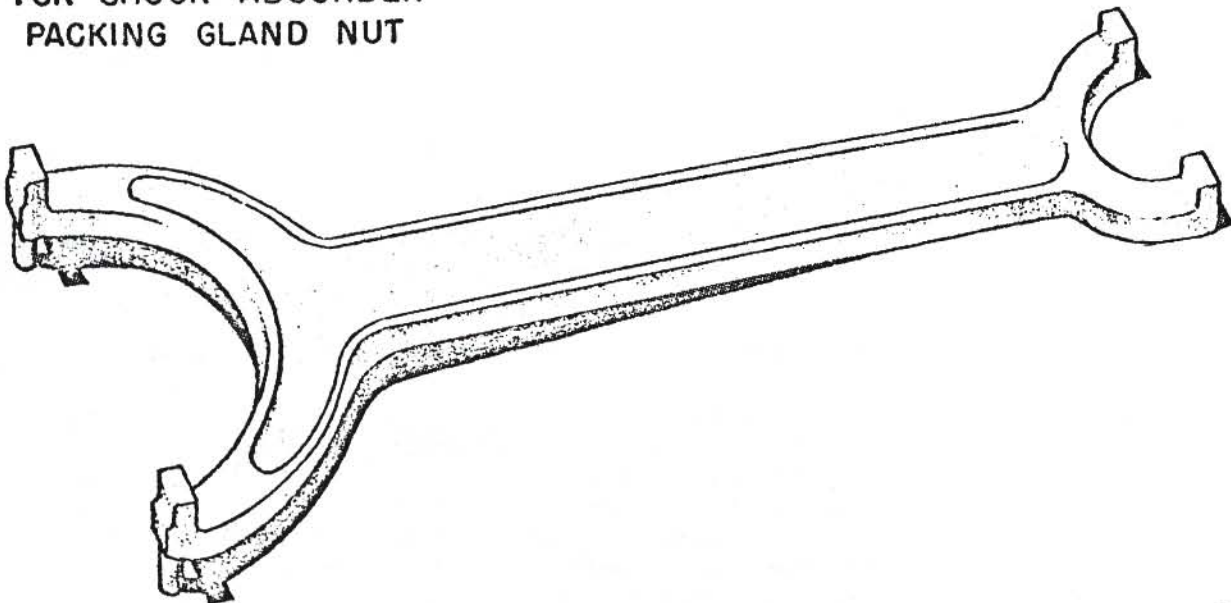
SPECIAL TOOLS

SPANNER WRENCH

75-2665

FOR SHOCK ABSORBER
PACKING GLAND NUT

ONE OF EACH TOOL FURNISHED WITH EACH
AIRPLANE-TO BE KEPT IN BAGGAGE COMPT.



**WRENCH
SK-211**

WING COMPRESSION STRUT




Figure 26

Special Tools, Model N2S-4, PT-17