


CONTINENTAL W670 AIRCRAFT ENGINES

2012

2013

All Prices
Subject To Change
Without Notice

Visa - Mastercard
Accepted



Telephone:
(405) 224-1201

Fax:
(405) 224-0270

Dusters & Sprayers Supply, Inc.

Mailing Address:
P. O. Box 766
Chickasha, OK 73023

Shipping Address
2163 Highway 81
Chickasha, OK 73018

Visit us on the web at: <http://www.dustersandsprayers.com>
E-mail: info@dustersandsprayers.com

**ALL ENGINE PARTS SHOWN IN THIS CATALOG ARE FOR THE U. S. ARMY AIR CORP
AND NAVY MILITARY ENGINES ORIGINALLY INSTALLED ON THE STEARMAN AT THE
BOEING FACTORY**

GENERAL DESCRIPTION

Air Corp Designation

Navy Designation

Civilian Designation

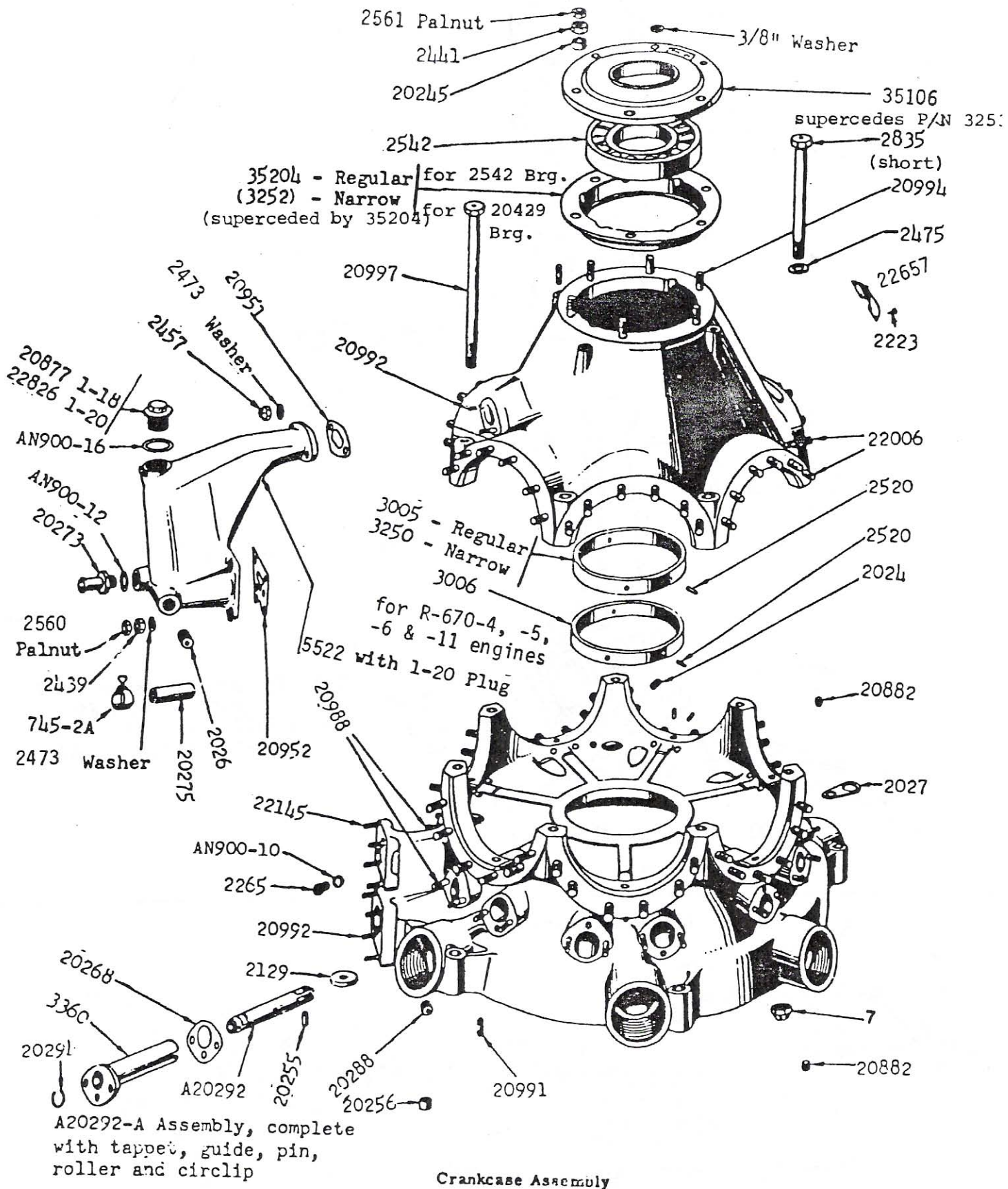
**R-670-5
R-670-4 & -11**

**R-670-5
R-670-4
R-670-8**

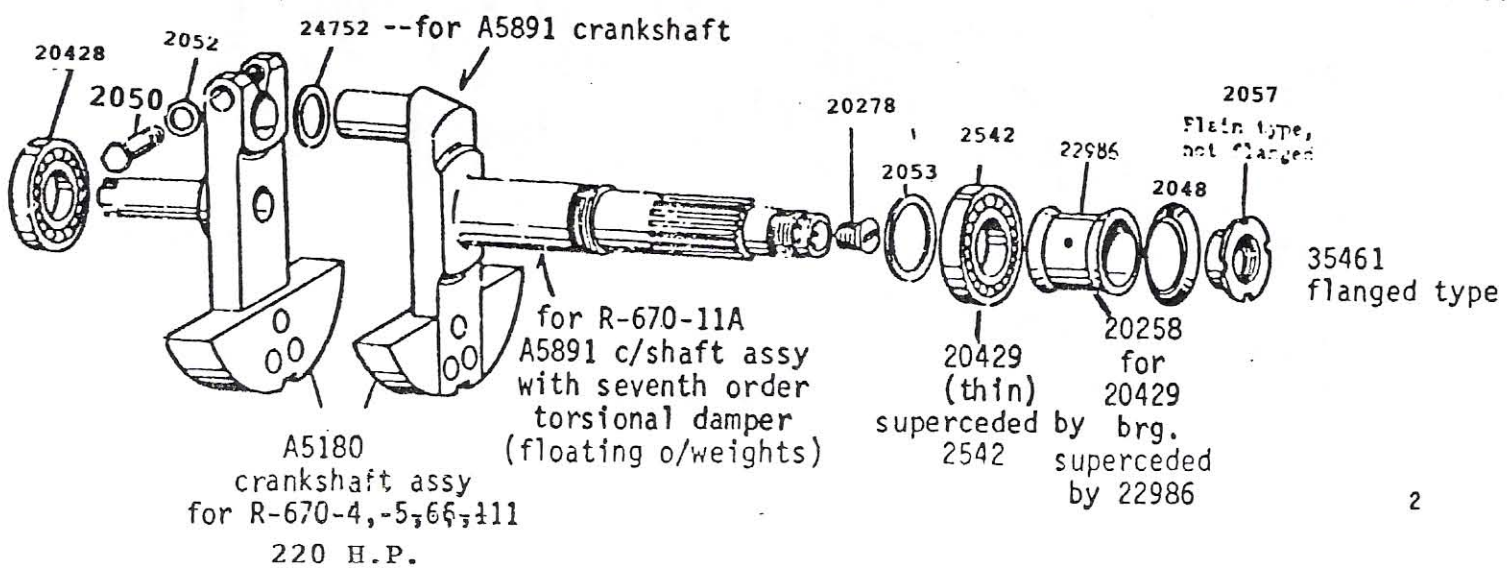
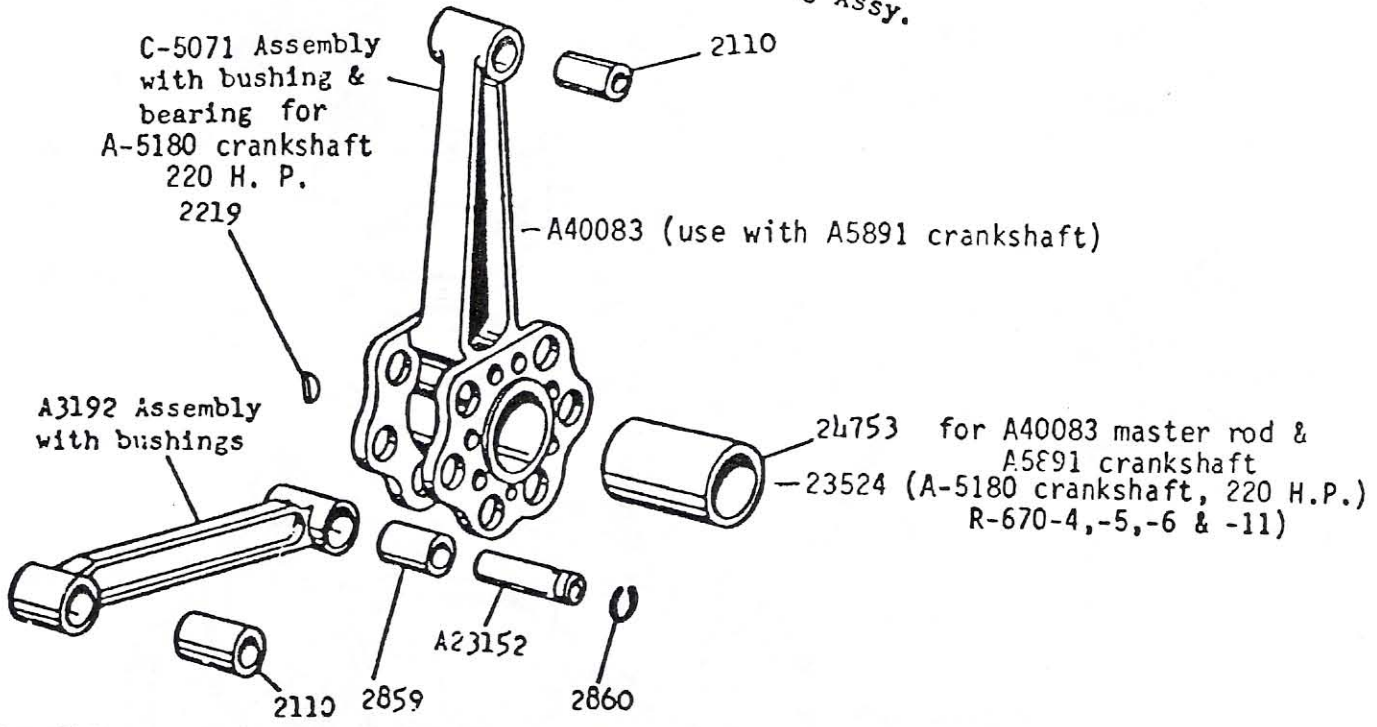
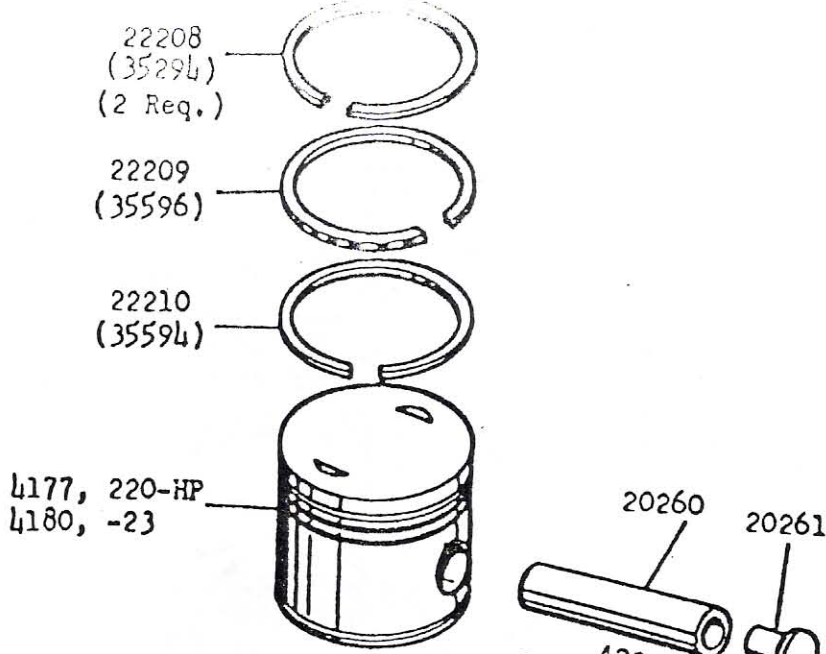
**W-670-6A
W-670-6N
W-670-17**

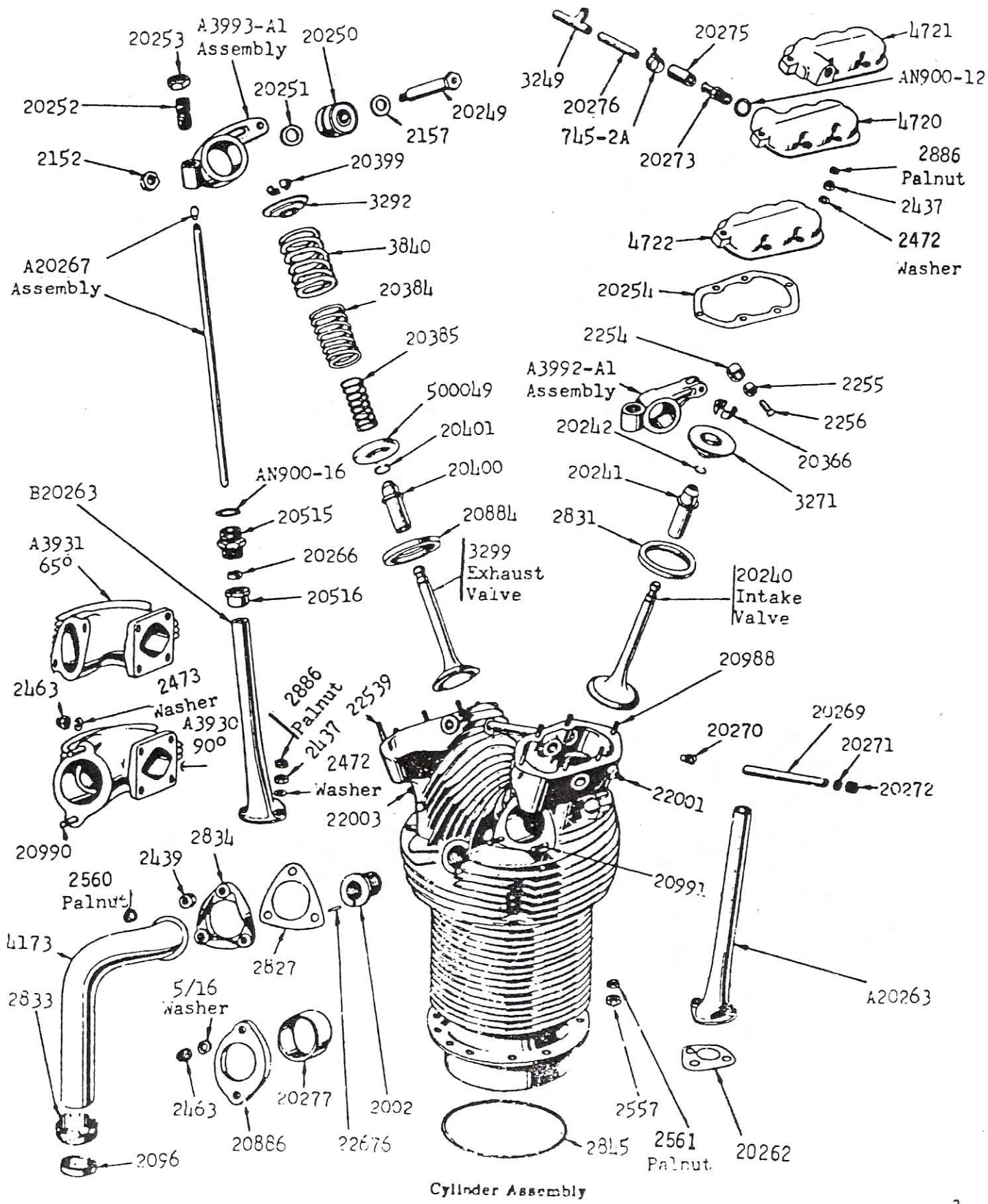
ALL PARTS SUBJECT TO PRICE CHANGE AND CONDITION WITHOU NOTICE.

ALL PARTS PRICED F. O. B. CHICKASHA, OKLAHOMA

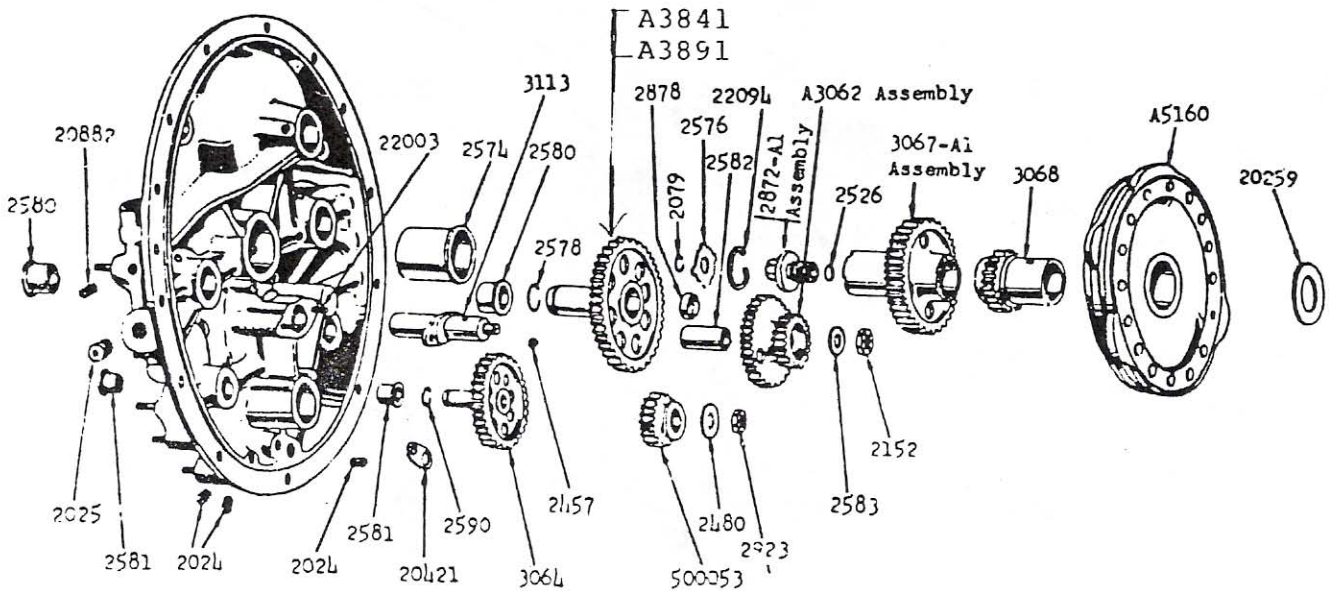
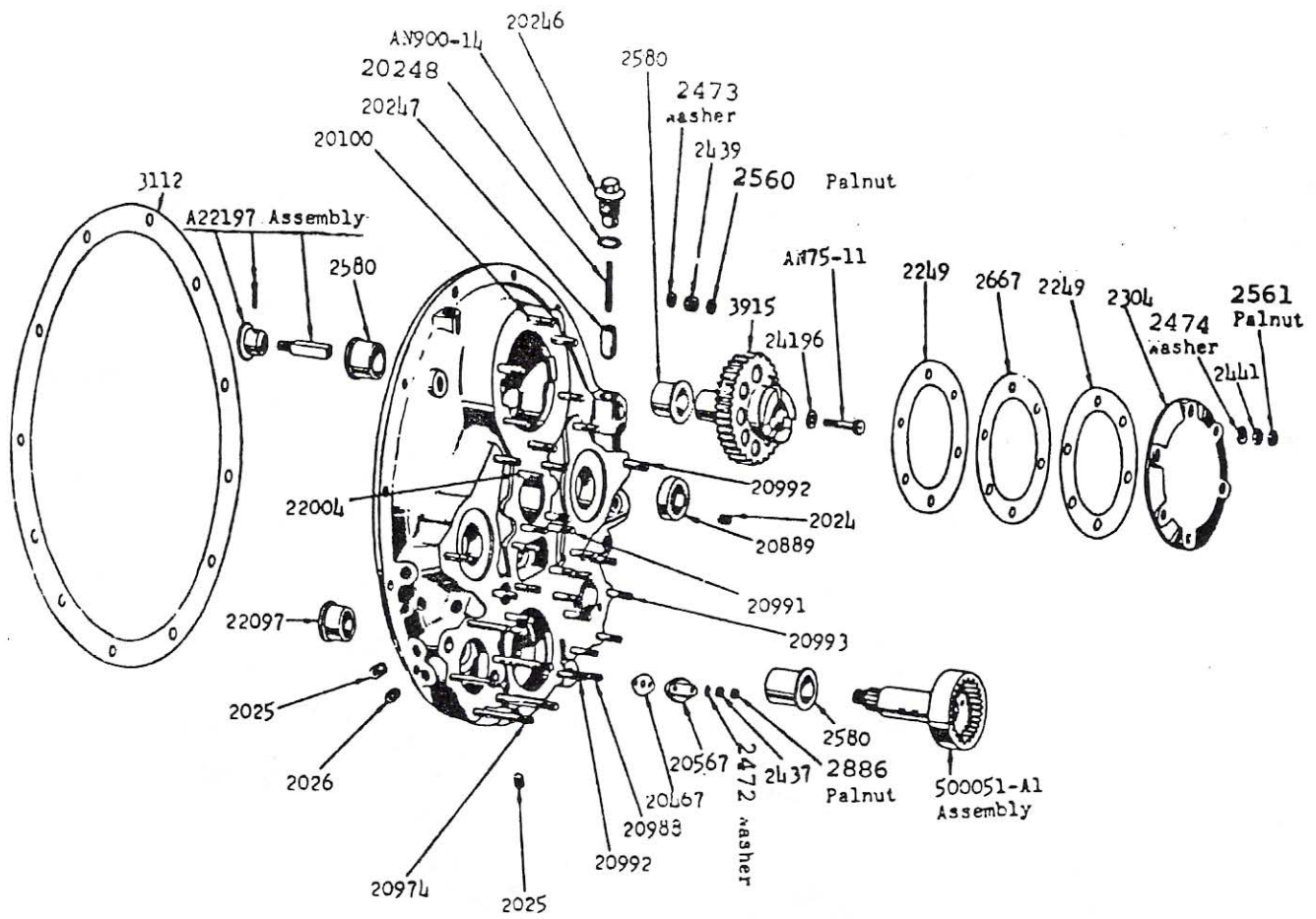


Crankcase Assembly

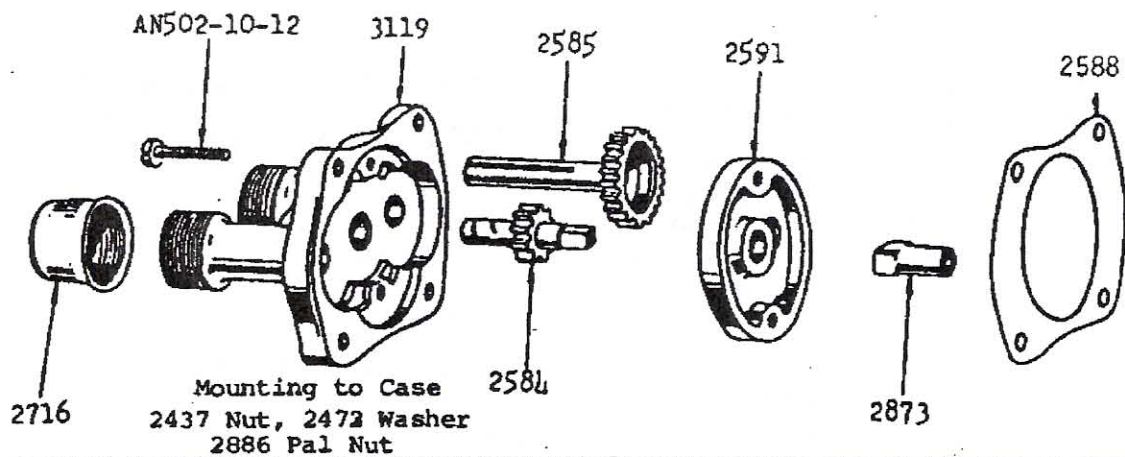




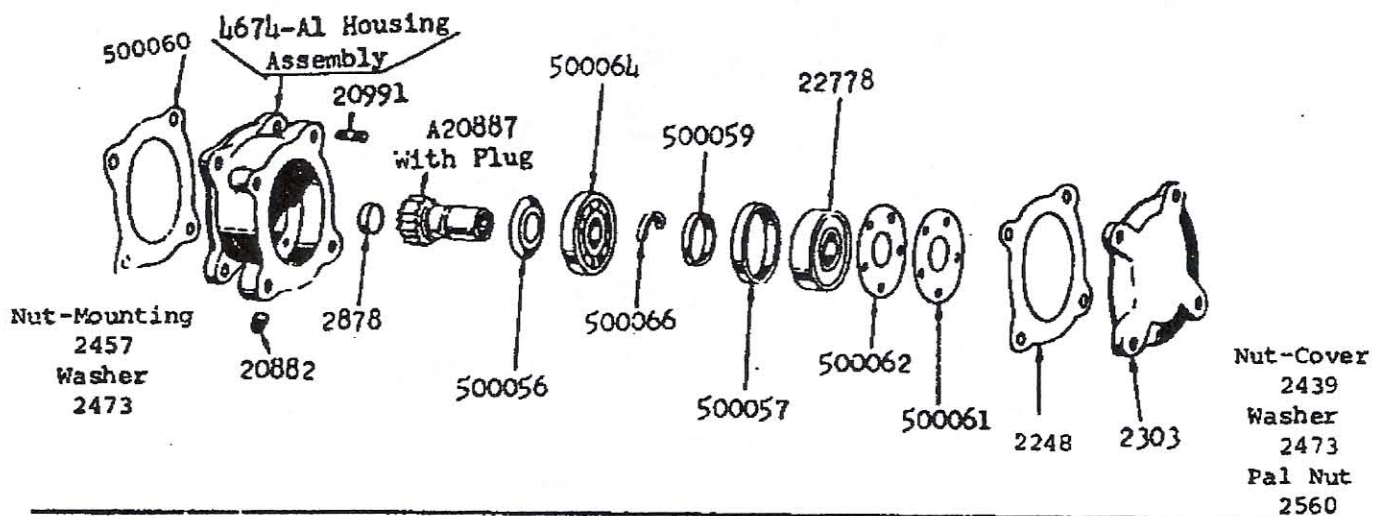
Cylinder Assembly



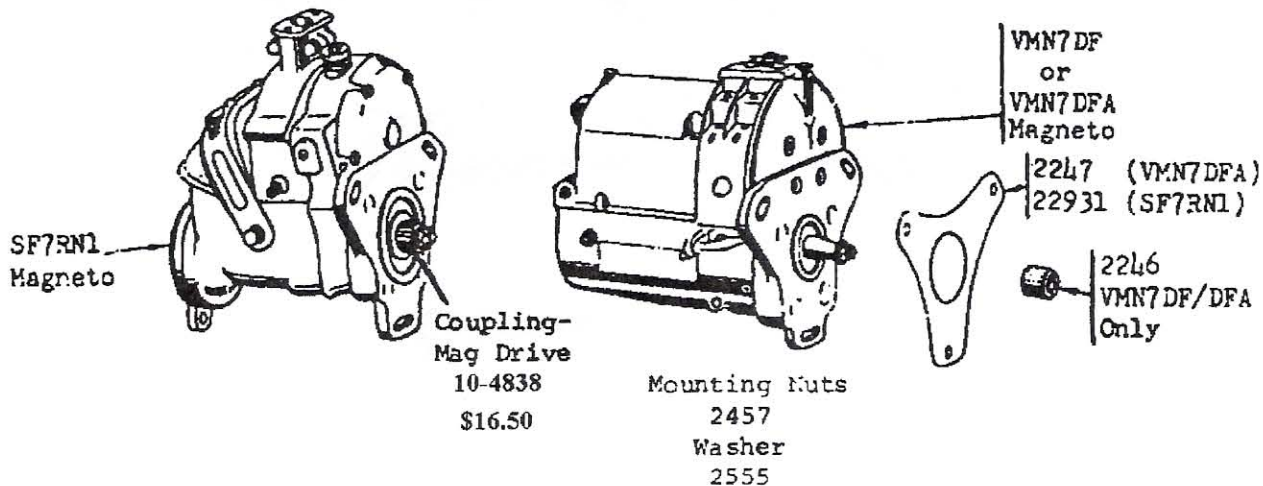
A3119 Tachometer Drive Assembly

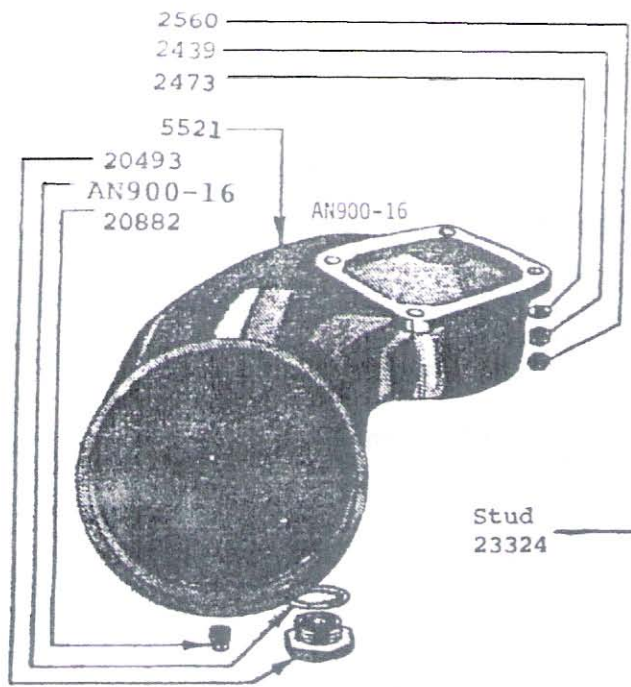


A3926 Generator Speed Step-Up Drive Assembly

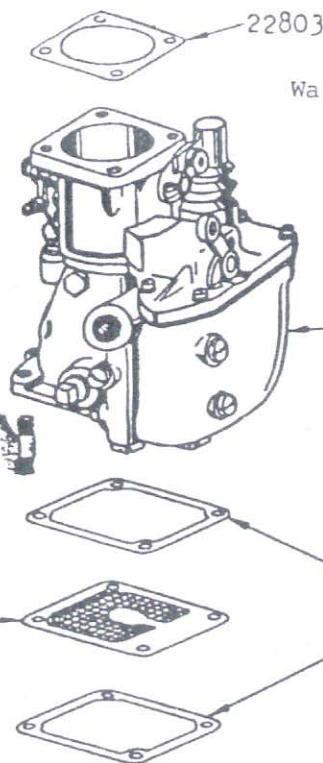


A4029 Rod Assy Magneto Control for VMN7DF





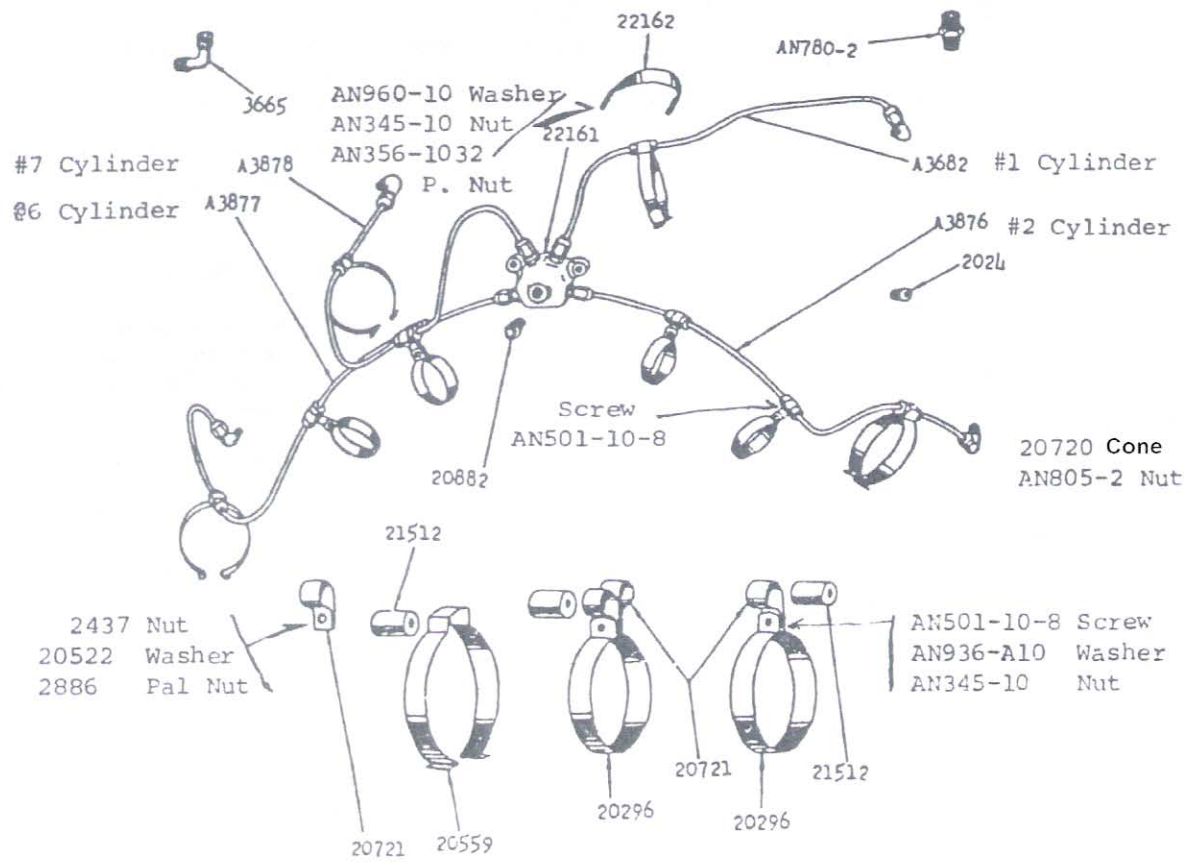
Carburetor And Gaskets

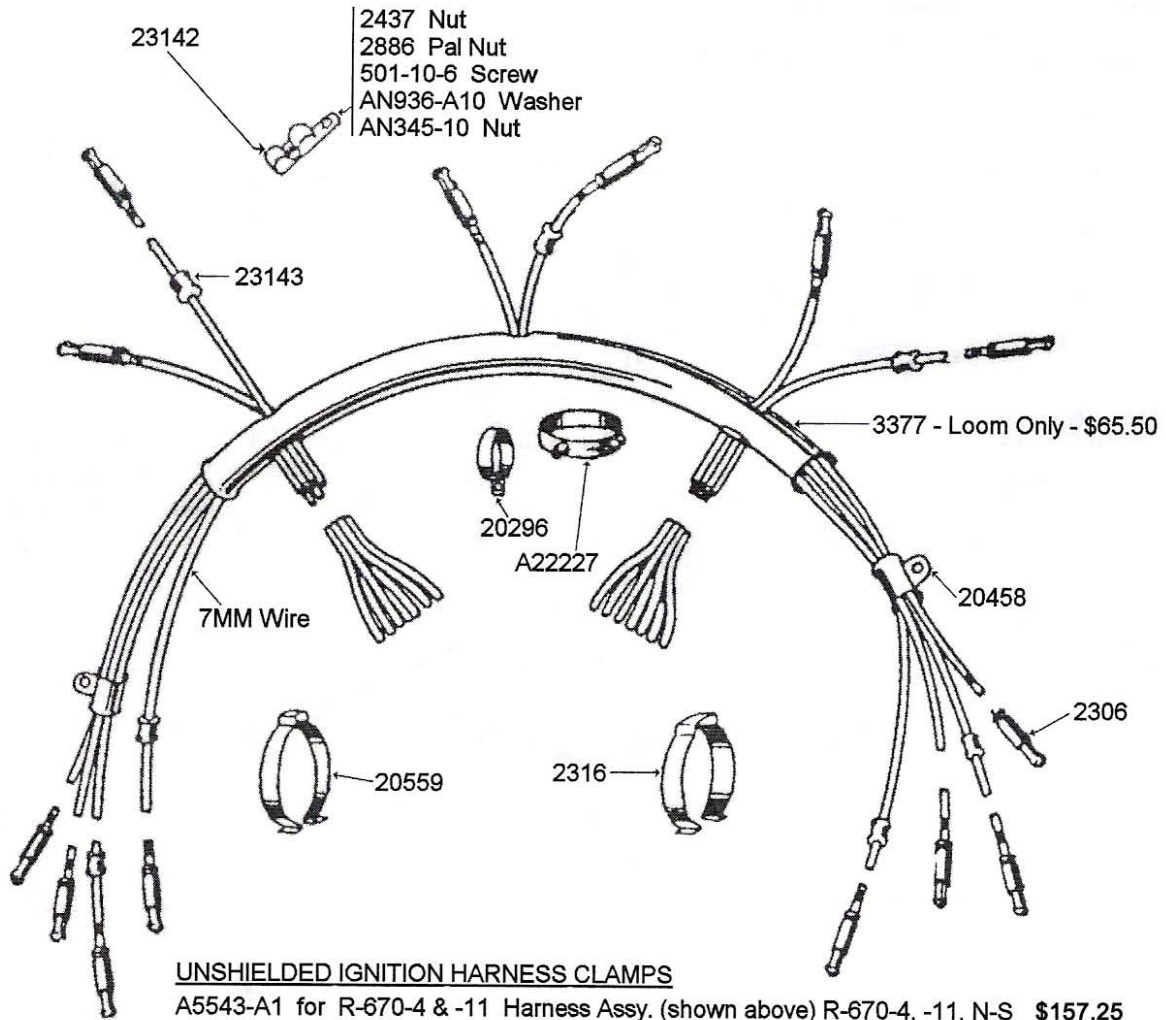


- Nut-Mounting 2457
- Washer-Mounting 2473

380191
Carburetor Gasket,
Seal & Packing O/H Kit

Primer Assembly, And Clamps for R-670-4, -5, -6 & -11 Engines





TERMS AND CONDITIONS

F. O. B. Chickasha, Oklahoma

Subject to prior sale

Prices subject to change without notice

We prefer payment with order. We will ship UPS, C. O. D., but ask that motor freight shipments be paid in advance. On UPS, prepaid shipments, estimate the shipping and we will refund any overage.

REFUNDS - Any unsatisfactory part may be returned within 30 days for full refund. Please contact us before returning parts after 30 days.

DEFINITIONS

New New Surplus

RNE Removed from New Engine. Parts are cleaned and visually inspected, and offer the same service as "new" parts.

OHC Overhaul Certified, tagged

OH Overhauled

U. S. Used Serviceable

CONTINENTAL W-670 NUMERICAL PRICE LIST

CONDITION CODES

N-S – New Surplus

F/N – Factory New

RNE – New Removed from New Engines

O/H – Overhauled

O/H/C – Overhauled & Certified

U/S – Used Serviceable

Part Number	Nomenclature	Condition	Unit Price
2002	Bushing – spark plug (oversize +3 available)	N-S	8.70
2024	Plug, 1/8" pipe – main case	N-S	2.40
2025	Plug, 3/8" pipe – accessory case	N-S	2.40
2026	Plug, 1/4" pipe – oil sump	N-S	2.35
2027	Lifting eye	RNE	4.40
2045	Thrower – crankshaft oil	N-S	27.80
2048	Plug – crankshaft, -23	N-S	12.95
2050	Bolt – crankshaft clamp	N-S	38.40
2052	Washer – crankshaft clamp bolt	RNE	6.30
2053	Washer – front main bearing	N-S	11.95
2057	Nut – crankshaft thrust (U/S – 18.80)	N-S	35.95
2079	Circlip – rear crankshaft nut	N-S	2.65
2096	Packing – intake pipe, lower end	N-S	2.65
2110	Bushing – piston pin	N-S	8.00
2129	Roller – tappet	N-S	15.95
		RNE	11.00
2152	Nut – rocker arm shaft & intermediate cam drive gear	N-S	4.00
2157	Washer – rocker arm shaft & intermediate cam drive gear	N-S	2.35
2219	Key, woodruff – knuckle pin	N-S	2.35
2223	Screw, drive – engine data plate	N-S	1.35
2246	Coupling – magneto drive (VMN7DFA)	N-S	27.95
2247	Gasket – magneto mounting (VMN7DFA)	F/N	3.60
2248	Gasket	New	2.65
2249	Gasket – starter	N-S	1.95
2254	Roller – rocker arm	N-S	12.65
2255	Bushing – rocker arm roller	N-S	5.30
2256	Pin – rocker arm roller	N-S	4.70
2265	Plug, 5/8" manifold thermometer hole	RNE	3.75
2303	Cover – generator drive (U/S – 10.15)	N-S	16.70
2304	Cover – starter drive (U/S – 13.20)	N-S	21.30
2306	Terminal – spark plug (unshielded plugs)	N-S	7.90
2316	Clip – ignition cable (to intake pipe)	N-S	6.60
2323	Nut – 3/4-16, generator drive pinion	F/N	10.65
2437	Nut, 1/4 – 28 plain (2437 elastic top - .85)	N-S	1.05
2439	Nut, 5/16 – 24 plain	N-S	1.20
2441	Nut, 3/8 – 24 plain	N-S	1.40
2457	Nut, 5/16 – 24 castle	N-S	1.60
2459	Nut, 7/17 – 20 castle	N-S	2.65
2463	Nut, 5/16 – 24 brass, castle (exhaust) no longer available, substitute	New	1.50
2472	Washer, 1/4", 6.40/c	N-S	.09
2473	Washer, 5/16", 6.85/c	N-S	.10
2474	Washer, 3/8", 7.95/c	N-S	.11
2475	Washer, 7/16", 9.60/c	N-S	.12
2480	Washer – generator drive pinion	N-S	8.40
2502	Cotter pin, 4.70/c	F/N	.07
2505	Cotter pin, 6.35/c	F/N	.08
2506	Cotter pin, 6.45/c	F/N	.08
2508	Cotter pin, 6.90/c	N-S	.09
2520	Pin – main bearing liner	N-S	1.75
2526	Plug, 5/8" expansion – center section starter gear	N-S	2.00
2542	Bearing – crankshaft thrust	N-S	126.45
2555	Washer, 5/16" special – starter gear retainer bar	N-S	1.40
2557	Nut, 3/8 – 24 special – cylinder base	New	1.20
2560	Palnut, 5/16 – 24, 36.00/c	F/N	.65
2561	Palnut, 3/8 – 24, 30.25/c	F/N	.50
2574	Bushing – crankshaft oil feed	N-S	16.65
2574+8	Bushing – crankshaft oil feed	N-S	POR
2574+40	Bushing – crankshaft oil feed	N-S	37.95
2576	Lock washer – crankshaft rear nut	N-S	20.55
2578	Circlip – magneto drive gear	N-S	5.30
2580	Bushing – accessory drive	N-S	9.30
2581	Bushing – oil pump drive	N-S	6.60
2582	Bushing – intermediate cam drive gear	N-S	7.25

Part Number	Nomenclature	Condition	Unit Price
2583	Washer – thrust (intermediate cam drive gear)	N-S	9.30
2584	Gear – Tachometer drive (smaller one)	N-S	16.35
2585	Gear – tachometer drive (larger one)	N-S	22.85
2588	Gasket – tachometer to case	F/N	2.30
2589	Gasket – hi pressure oil screen assy. to case	F/N	2.30
2590	Circlip – oil pump drive gear	New	1.75
2591	Pilot – tachometer drive housing	N-S	14.65
2593	Gear – duplex pump, driven (keyed)	N-S	60.65
2594	Gear – duplex pump, driven	N-S	60.65
2667	Spacer – starter gasket	N-S	7.60
2716	Nut – tachometer drive cover	N-S	5.30
2781	Plug – crank pin oil	N-S	8.20
2807	Rivet – generator drive gear	N-S	.65
2827	Gasket – intake flange (cylinder end)	N-S	3.25
2831	Seat – intake valve	N-S	35.35
2833	Nut – intake packing gland	N-S	2.65
2834	Flange – intake pipe	RNE	8.70
		N-S	10.20
2835	Bolt – crankcase, short	RNE	22.65
2845	Packing – cylinder base	F/N	2.75
2848	Sprint – by pass valve (in A500014 assembly)	N-S	3.85
2849	Ball – by pass valve (for above)	N-S	2.65
2859	Bushing – knuckle pin (in connector rod)	N-S	10.05
2860	Circlip – knuckle pin	N-S	2.40
2868	Dowel – crankcase scavenger gasket	N-S	2.55
2872-A1	Nut assy. – rear crankshaft (U/S – 10.80)	N-S	21.05
2873	Coupling – tachometer drive	N-S	18.00
2878	Plug, oil magneto drive gear	N-S	1.60
3005	Liner – front main bearing (o.s. + 10 & + 40)	N-S	121.50
3006	Liner – rear main bearing (o.s. +10 & +40)	N-S	105.15
A3062	Gear assy. – intermediate cam drive	N-S	88.25
		RNE	75.65
3064	Gear – oil pump drive	N-S	68.60
		RNE	59.85
3067-A1	Gear assy. – crankshaft starter	N-S	161.10
	#4378-A1, 4 hole, from – 9A	RNE	138.40
3068	Gear – cam drive	RNE	132.45
		N-S	193.00
3112	Gasket – accessory case	F/N	16.70
3113	Pin – cam drive	N-S	14.40
3119	Housing – tachometer drive	N-S	27.35
A3119	Drive assy. – tachometer	N-S	79.85
A3192	Rod – connecting (with bushings)	N-S	49.25
3248	Cover – scavenger pump (goes against c/c)	N-S	16.70
3249	Tee – rocker scavenger	F/N	41.65
3250	Liner – front main bearing (narrow)	N-S	49.25
3252	Liner – thrust bearing (narrow)	U/S	40.15
3253	Cover – thrust bearing (superseded by 35106)		
3271	Seat – intake valve spring (upper)	N-S	6.00
		RNE	5.75
3292	Seat – exhaust valve spring (upper)	RNE	5.75
		N-S	6.00
3299	Valve – exhaust	N-S	51.45
3360	Guide – tappet	N-S	12.30
		RNE	10.25
3665	Jet – primer	N-S	10.65
A3682	Primer line – cylinder #1	N-S	22.15
3710	Gasket – duplex pump mounting	F/N	3.00
3840	Spring – valve outer	N-S	10.05
A3841	Gear – magneto drive (VMN7DFA)	U/S	189.05
		N-S	246.25
3847	Grid – carburetor air intake	U/S	128.25
A3876	Primer line – cylinder # 2	N-S	22.15
A3877	Primer line – cylinder # 6	F/N	34.50
A3878	Primer line – cylinder # 7	N-S	22.15
A3886	Scavenger pump (splined fuel pump drive)	N-S	141.80
3888	Gear – scavenger pump drive (for above)	N-S	37.95
A3891	Gear – magneto drive (SF7RN1)	U/S	189.05
		N-S	246.25
3915	Gear – starter	N-S	93.20
		RNE	56.60
A3916	Gear assy. – duplex oil pump drive	U/S	252.90
A3926	Drive assy. – generator step-up	O/H/C	632.25
A3930	Exhaust elbow, 90° (O/H – 33.80)	N-S	59.90

Part Number	Nomenclature	Condition	Unit Price
A3931	Exhaust elbow, 65°, (O/H – 33.80)	N-S	59.90
A3935	Plate – duplex oil pump, upper	N-S	199.65
3936	Gear – duplex oil pump, driven	N-S	56.60
3939	Gasket – duplex oil pump, (between plates)	F/N	2.85
A3948	Body assy. – oil scavenger pump (duplex)	N-S	331.45
A3949	Plate – duplex oil pump, lower	N-S	199.65
A3992-A1	Rocker arm – intake (includes bearing/roller)	N-S	91.85
A3993-A1	Rocker arm – exhaust (includes bearing/roller)	N-S	91.85
A4170	Body – rocker scavenger oil pump, R-670-5	N-S	94.90
A4170A	Scavenger pump (square fuel pump drive) R-670-5	N-S	179.70
		RNE	147.10
4173	Pipe – intake (RNE – 17.55)	New	25.25
4177+10	Piston	Recond.	213.00
4177	Piston		POR
4180	Piston		POR
4674-A1	Housing assy. – generator drive	N-S	286.20
4720	Cover – rocker box (includes #20273 nipple)	RNE	23.35
		New	30.40
4721	Cover – rocker box	Recond.	16.70
		N-S	22.70
4723	Cover – rocker box (includes #20273 nipple)	RNE	23.00
		N-S	30.60
A4748	Pump assy. – duplex oil	Outright Exchange	O/H/C 1266.50
			O/H/C 951.45
C-5071	Master Rod assy.	RNE	827.30
C-5071-C	Master rod & link rod assy.	RNE	1124.70
A5160	Cam assy.	N-S	299.85
A5180	Crankshaft assy. (for R-670-4, -5, -11)	O/H/C	5124.35
A5180-A4	Crankshaft assy. with set of main bearings (bearings N-S)	O/H/C	POR
5194	Oil sump, 1-18 plug (use A5522)		
5195	Oil sump, 1-20 plug (use A5522)		
A5198+10	Cylinder with guides & seats Aircraft Navy	O/H	438.60
A5239	Cylinder with guides & seats (-9A) (with overheads POR)	N-S	POR
A5477	Primer line installation kit	RNE	223.25
5521	Horn – carburetor air	F/N	370.15
A5522	Oil sump assy. (R-670-4, -5, -11)	N-S	87.60
A5891	Crankshaft assy. – floating c/w R-670-11A	O/H/C	4377.70
A6420	Case – rear (R-670-5)	O/H/C	503.80
		N-S	698.80
A6421	Case – rear (R-670-4, -11)	O/H/C	499.85
		N-S	698.80
A6447	Case – main power	O/H/C	1316.05
20100	Stud, 3/8-16 x 3/8-24 x 1-5/8” (o.s. +4, +8, +12)	N-S	5.75
20240	Valve, intake	N-S	49.95
20241	Guide – intake valve (o.s. +3, +6)	N-S	23.90
20242	Circlip – intake valve	N-S	1.75
20245	Spacer – thrust bearing cover	N-S	1.60
20246	Housing – low pressure relief valve	N-S	20.70
20247	Valve – low pressure oil relief	N-S	18.55
20248	Spring – low pressure oil relief valve	N-S	3.55
20249	Shaft – rocker arm	N-S	28.35
20250	Bearing – rocker arm (set of 14 – 265.60)	N-S	21.30
20251	Washer – rocker arm shaft, inner	N-S	14.05
20252	Screw – valve adjusting	N-S	9.05
20253	Nut – valve adjusting screw	N-S	5.70
20254	Gasket – rocker box cover (20254-S) Silicone – 5.80	F/N	2.70
20255	Pin – tappet roller	N-S	8.40
20256	Dowel – rocker scavenger gasket	N-S	3.60
20259	Spacer – rear crankshaft bearing (against cam)	N-S	32.65
20260	Pin – piston (no plugs)	N-S	37.15
20260+5	Pin – piston (no plugs) +5 o.s.	N-S	27.35
A20260	Pin – piston (with plugs)	N-S	47.45
20261	Plug – piston pin	N-S	5.75
20262	Gasket – push rod housing	F/N	3.20
A20263	Housing – intake push rod	New	9.35
B20263	Housing – exhaust push rod	N-S	9.35
20266	Packing, gland – push rod housing	F/N	2.65
A20267	Push rod assy.	N-S	20.70
20268	Gasket – tappet guide	F/N	3.10
20269	Tube – inter rocker box	F/N	10.05
20270	Plug – rocker box	N-S	2.50
20271	Packing – rocker tube or plug	N-S	2.40
20272	Nut – rocker box tube gland	N-S	8.05
20273	Nipple, 5/8” hose – rocker box cover	N-S	14.05

Part Number	Nomenclature	Condition	Unit Price
20275	Hose, 5/8" – rocker drain	F/N	2.50
20276	Tube – inter cylinder (between cylinders)	N-S	6.50
20277	Liner – exhaust elbow	N-S	14.65
20278	Plug – crankshaft (threads into front)	N-S	18.65
20288	Plug, 1/4" – intake manifold	N-S	2.05
A20292	Valve tappet – cam follower	N-S	20.70
		RNE	34.00
A20292-A	Valve tappet assy. (includes tappet, guide, roller, pin & circlip)	N-S	54.00
20294	Circlip – tappet	N-S	1.85
20296	Clip – primer tube	N-S	8.00
20366	Lock – intake valve spring, seat, pair	N-S	6.00
20384	Spring – valve intermediate	N-S	6.60
20385	Spring – valve inner	N-S	6.55
20399	Lock – exhaust valve spring seat, pair	N-S	6.00
20400+10	Guide – exhaust valve (standard – 28.45)	N-S	26.25
20401	Circlip – exhaust valve	N-S	1.75
20418	Gear – scavenger pump driven (square fuel pump drive)	N-S	46.55
20419	Gear – scavenger pump driven	N-S	39.90
20420	Coupling – Fuel pump drive	New	21.35
20421	Gasket – scavenger oil line	F/N	1.75
20422	Dowel – scavenger pump body to cover	N-S	5.75
20423	Gasket – fuel pump or cover (A4170A pump)	N-S	1.85
20425	Gasket – rocker scavenger pump to case (replaces 22446)	F/N	2.65
20426	Cover – fuel pump drive (A4170A scavenger pump) use 22554		
20428	Bearing – rear main	N-S	75.85
20429	Bearing – thrust (narrow)	N-S	75.85
20458	Grommet – ignition harness	N-S	11.95
20466	Elbow – rocker scavenger	RNE	13.35
20467	Gasket – rocker scavenger elbow or cover	F/N	1.40
20493	Plug, 1" – carburetor air horn	N-S	32.65
20515	Retainer – push rod housing	N-S	6.60
20516	Nut – push rod housing gland	N-S	6.55
20532	Gasket – scavenger pump body	F/N	4.70
20559	Clip – primer line to intake pipe	N-S	11.45
20567	Cover – rocker scavenger elbow pad	U/S	9.30
20721	Clip – primer line, small	N-S	4.70
20735	Guide – oil pump return check valve	N-S	43.90
20747	Connection – duplex oil pump, brass	N-S	28.70
20748	Gasket – duplex oil pump	F/N	1.90
20877	Plug – oil sump, 1 – 18, magnetic	N-S	29.35
A20878	Screen Assy. – scavenger oil	N-S	20.00
20880	Valve – oil pump oil return check valve	N-S	49.15
20881	Seat – check valve oil return, duplex pump	N-S	24.20
20882	Plug – 1/8" pipe	N-S	1.40
20884	Seat – exhaust valve	N-S	POR
20886	Flange – exhaust pipe	N-S	13.35
A20887	Pinion assy. – generator step-up	N-S	193.00
20889	Seal, oil – magneto drive	N-S	11.90
20951	Gasket – oil sump, front	F/N	3.40
20952	Gasket – oil sump, rear	F/N	3.40
20966	Seat	N-S	32.25
20967	Guide	N-S	43.80
20968	Nut	N-S	20.70
20970	Cap	N-S	14.65
20971	Valve – high pressure relief	N-S	48.30
20973	Stud, 5/16-18 x 5/16-24 x 2-3/8" (o.s. +3 & +6)	N-S	6.00
20974	Stud, 5/16-18 x 5/16-24 x 3-3/8" (o.s. +6)	N-S	6.30
20977	Oil seal – duplex oil pump	N-S	12.50
20988	Stud, 1/4-20 x 1/4-28 x 1-3/16" (o.s. +4, +8 & +12)	N-S	4.00
20990	Stud, 5/16-18 x 5/16-24 x 1-1/4" (o.s. +3 & +9)	N-S	6.25
20991	Stud, 5/16-18 x 5/16-24 x 1-1/4" (o.s. +4, +8 & +12)	N-S	6.25
20992	Stud, 5/16-18 x 5/16-24 x 1-3/8" (o.s. +4, +8 & +12)	N-S	6.25
20993	Stud, 5/16-18 x 5/16-24 x 1-1/4" (o.s. +4, +8 & +12)	N-S	6.50
20994	Stud, 3/8-16 x 3/8-24 x 2-3/8" (o.s. +3)	N-S	7.60
20997	Bolt – crankcase, long	N-S	20.70
21512	Protector – primer line (through clamps)	N-S	1.60
22001	Stud, 1/4-20 x 1/4-28 x 3/4" (o.s. +3 & +9)	N-S	6.40
22003	Stud, 5/16-18 x 5/16-24 x 1-1/8" (o.s. +3 & +9)	N-S	6.50
22004	Stud, 1/4-20 x 1/4-28 x 1-3/8" (o.s. +3)	N-S	6.50
22006	Stud, 3/8-16 x 3/8-24 x 1-3/8" (o.s. +3)	N-S	8.70
A22075	Major Overhaul Gasket Set	F/N	401.35
22094	ring, extractor, rear case	N-S	11.95
22097	Busing – generator drive, rear	N-S	28.70
22141	Stud – rocker scavenger pump cover	N-S	6.55
22142	Seal, oil – scavenger pump shaft (A3886 pump)	N-S	11.35

Part Number	Nomenclature	Condition	Unit Price
22143	Gasket – fuel pump or cover (A3886 pump) (22932)	N-S	1.75
22144	Cover – fuel pump drive (A3886 pump) (use 22559)	N-S	15.35
22145	Stud, 5/16-18 x 5/16-24 x 1-3/8" (o.s. +3 & +6)	N-S	6.00
22161	Distributor – primer	N-S	15.35
22162	U bolt – primer distributor	N-S	8.00
22196	Spring – oil return check valve, duplex pump	N-S	4.85
A22197	Retainer Assy. – starter gear	N-S	19.95
22202	Ball – air relief check, duplex pump	N-S	3.30
22203	Spring – oil pump air relief	N-S	3.95
A22208	Ring set – standard	N-S	286.20
A22208+10	Ring set - +10 o.s.	N-S	286.20
A22208+20	Ring set - +20 o.s.	N-S	286.20
22208	Ring – compression (35294)	N-S	10.65
22208+20+8W	Ring – compression (+8 width)(35294)	N-S	10.65
22208+10	Ring – compression (+10 o.d.)(35294)	N-S	10.65
22208+20	Ring – compression (+20 o.d.)(35294)	N-S	10.65
22209	Ring – oil (35596)	N-S	10.65
22209+10	Ring – oil (+10 o.d.)(35596)	N-S	10.65
22209+20	Ring – oil (+20 o.d.)(35596)	N-S	10.65
22210	Ring – scraper (35594)	N-S	10.65
22210+10	Ring – scraper (+10 o.d.)(35594)	N-S	10.65
22216	Spring – high pressure relief valve	N-S	8.50
22217	Plunger – high pressure relief valve	N-S	39.90
A22227	Support assy. – ignition cable conduit	N-S	12.40
22239	Plug – oil pump air relief	N-S	2.65
22366	Screw – crankshaft spline stop	N-S	7.15
22442	Gasket – generator or cover (use 2248)	N-S	2.65
22443	Gasket – tachometer drive mounting (use 2588)	F/N	1.85
22444	Gasket – generator step-up drive to case (thin)(use 500060)	F/N	2.30
22446	Gasket – scavenger pump mounting (use 20425)	F/N	2.65
22453	Gasket – air horn to carburetor	F/N	4.95
22539	Stud, 1/4-20 x 1/4-28 x 1-9/16" (o.s. +3 & +6)	N-S	6.55
22554	Cover – fuel pump drive, R-670-5 (A4170A)	N-S	19.95
22559	Cover – fuel pump drive, R-670-4 & -11 (A3886)	N-S	19.95
22657	Date plate blank, R-670-4, -5, -6 & -11	F/N	22.65
22676	Pin – spark plug insert	N-S	2.65
22778	Bearing – generator step-up drive, rear	N-S	59.25
22803	Gasket – carburetor to case	F/N	3.60
22826	Plug – oil sump, 1-20	U/S	19.35
		N-S	27.25
22931	Gasket – magneto mounting, SF7RN1	F/N	4.00
22932	Gasket – fuel pump cover (22559)	N-S	2.40
22986	Spacer – crankshaft, front main bearing	N-S	90.00
23142	Clip – ignition wire and primer line to cylinder	N-S	16.35
A23152	Knuckle pin assy. (also +.005 \$20.75 & +.001 \$24.50)	N-S	56.00
23168	Spring – low pressure oil relief	N-S	4.40
23324	Stud – carburetor air horn to carburetor (o.s. +4 & +8)	N-S	6.60
23524	Bearing – master rod for C-5071 master rod assy.	N-S	565.70
24196	Washer, special – starter gear	N-S	3.95
24335	Gasket – push rod housing to crankcase (use 20262)	F/N	2.65
24752	Spacer – crankpin, behind master rod (A5891 crankshaft)	N-S	42.00
24753	Bearing – master rod (o.s.)(also use 23524)	N-S	
A35008	Body assy. – duplex pressure oil pump	N-S	332.75
35106	Cover – thrust bearing (2542)	N-S	139.80
35204	Cage – thrust bearing (2542)	N-S	499.15
35461	Crankshaft thrust nut, flanged type	New	105.85
A40083	Master rod assy., R-670-11A	N-S	POR
500014	Housing – oil screen	New	28.00
A500014	Screen & housing assy. – high pressure oil	New	75.85
500015	Screen assy. – high pressure oil	N-S	59.25
500049	Washer – valve spring	N-S	5.10
500051-A	Gear assy. – generator drive	N-S	220.25
500053	Pinion – generator drive	N-S	185.00
500055	Pinion – generator step-up (see A20887)		
500056	Thrower – oil	N-S	35.95
500057	Spacer – bearing	N-S	16.70
500059	Retainer – bearing lock	N-S	28.70
500060	Gasket – to case – gen. step-up drive	F/N	2.65
500061	Retainer – bearing	N-S	31.30
500062	Gasket – generator step-up bearing, retainer	F/N	2.65
500064	Bearing – generator step-up pinion, front	N-S	59.25
500066	Lock – bearing		POR
530309	Gasket – copper asbestos, exhaust elbow	New	9.05
745-2A	Clamp – hose	RNE	4.35

Part Number	Nomenclature	Condition	Unit Price
AN780-2	Nipple, 1/8" – primer distributor	N-S	6.70
AN900-10	Gasket	F/N	1.35
AN900-12	Gasket	F/N	1.35
AN900-14	Gasket	F/N	1.35
AN900-16	Gasket	F/N	1.35
AN900-24	Gasket	F/N	5.70
23143	Grommet – 7mm ignition wire	New	8.40
23144	Aluminum grommet for unshielded harness (use circlip #20294)	U/S	7.90
W-670TOH	Top Overhaul Gasket Set	F/N	261.40

Magnetos & Parts

SF7RN-1	R-670-4 & -11	Exchange – 825.00	O/H/C	Outright -1375.00
VMN7DF	R-670-5, O/H/C	Exchange – 825.00	O/H/C	Outright -1375.00
VMN7DFA	R-670-5, O/H/C	Exchange – 825.00	O/H/C	Outright -1375.00
VMN7DFA	R-670-5, tested		N-S	Outright – POR
10-5442V	Contact assy. – SF7RN-1		N-S	192.50
10-7461	Condenser – SF7RN-1		N-S	144.75
10-13625Z	Coil – SF7RN-1		N-S	116.45
10-14576	Distributor finger, SF7RN-1		N-S	90.20
10-14121	Cam breaker, SF7RN-1		N-S	59.80
10-13901V	Block – distributor, SF7RN-1	Recond. – 168.45	N-S	244.60
10-640Z	Bearing – SF7RN-1		N-S	29.15
10-1471	Bearing – SF7RN-1		N-S	59.40
10-4308	Bearing – SF7RN-1		N-S	64.45
10-20223	Cam – breaker, VMN7DF & DFA		N-S	64.90
10-25453	Breaker assy. – VMN7DF & DFA		N-S	147.75
10-28908	Screw – contact point (short) VMN7DF & DFA		N-S	54.25
10-28909	Screw – contact point (long) VMN7DF & DFA		N-S	54.25
10-14856Y	Coil & condenser – VMN7DF & DFA		N-S	188.20
10-14857	Coil – VMN7DF & DFA		N-S	116.45
10-13373Y	Condenser – VMN7DF & DFA		N-S	76.60
10-13400	Cylinder – distributor, VMN7DF & DFA		N-S	245.95
10-5510Z	Block – distributor, R. H., VMN7DF & DFA		N-S	157.10
10-5511Z	Block – distributor, L. H., VMN7DF & DFA		N-S	157.10
2-462	Bearing – VMN7DF & DFA		N-S	49.85
2-463	Bearing – VMN7DF & DFA		N-S	73.25

NOTE: Complete list of Magneto parts in our engine accessory price list

Manuals – Magnetos

MM-7	SF7RN-1 ~ O/H Instruction – 10 pages			9.85
MM-8	SF7RN-1 ~ Illustrated Parts – 8 pages			9.85
MM-5	VMN7DF ~ O/H Instruction – 10 pages			9.85
MM-6	VMN7DF ~ Illustrated Parts – 5 pages			7.65
MM-3	VMN7DFA ~ O/H Instruction – 9 pages			9.85
MM-4	VMN7DFA ~ Illustrated Parts – 4 pages			7.65

ALL O/H/C ACCESSORIES ARE FAA REPAIR STATION CERTIFIED

Carburetors & Parts, R-670-4, -5 & -11

NAR6D	R-670-4 & -5	Exchange – 880.00	O/H/C	Outright – 1760.00
NAR6G	R-670-6 & -11	Exchange – 880.00	O/H/C	Outright – 1760.00
NAR6	R-670-4 & -11	Exchange – 880.00	O/H/C	Outright – 1760.00
NAR6B	R-670-9A, no mixture, 240 HP		N-S	438.90
380191	Carburetor gasket, packing & seal O/H kit, NAR6D & 6G		N-S	117.40
P-17525	Throttle shaft		N-S	70.15
390090	Bushing – throttle shaft, std.		N-S	9.70
390091	Bushing – throttle shaft, 1 st . o.s.		N-S	27.15
390092	Bushing – throttle shaft, 2 nd . o.s.		N-S	27.15
P-19692	Needle & seat assy. – float		N-S	142.45
P-13677	Seat – float		N-S	62.10
P-18053	Needle – float		N-S	73.15
P-13734	Spring – mixture control needle		N-S	8.85
P-13755	Needle – mixture control		N-S	31.85

Part Number	Nomenclature	Condition	Unit Price
P-13907	Spring – mixture control shaft	N-S	3.25
P-13936	Piston – accelerator pump	N-S	43.95
P-13938	Needle – mixture	N-S	34.45
P-13938-18	Seat – mixture control needle	N-S	37.80
P-13942	Gasket – main body to throttle body	N-S	7.65
P-13960-2-50	Valve – accelerator pump	N-S	37.80
P-13962	Arm – economizer	N-S	24.70
P-14022	Lever – accelerator pump	N-S	32.65
P-15623	Stem – mixture control needle	N-S	30.00
P-16299	Stem & fork assy. – accelerator pump	N-S	41.75
P-16514-5/16	Main discharge nozzle (NAR-6D)	N-S	58.55
P-18056	Float assy. – needle & seat (NAR-6B) 240 HP	N-S	56.45
P-20346	Stop assy. – throttle	N-S	34.90
P-21806-5/16	Main discharge nozzle (NAR-6G)	N-S	51.30
P-61363	Spring – throttle shaft	N-S	12.45
174-S-22	Gasket – main strainer	N-S	2.95
383350	Boot, leather dust – accelerator pump	N-S	13.20
383352	Clip – accelerator pump boot, 7 required	N-S	1.90
383565	Float assy. – needle & seat (NAR-6G)	N-S	128.85
390006	Lever – throttle	N-S	30.10
390015	Idle discharge jet – A51, B53, F55	N-S	59.40
390017	Valve – inverted flight check	N-S	22.80
390031	Strainer & bushing – fuel	N-S	80.50
390033	Strainer & valve assy. – inverted flight	N-S	95.25
390060	Packing – venture	N-S	13.20
390078	Data plate blank	N-S	17.80
390188-40	Jet – main metering (NAR-6D)	N-S	35.20
390188-41	Jet – main metering (NAR-6G)	N-S	35.20
390188-56	Jet – economizer metering (NAR-6D)	N-S	35.20
390188-60	Jet – economizer metering (NAR-6G)	N-S	35.20
390259	Venturi – 1-15/16”	N-S	128.15
390260	Float – needle & seat (NAR-6D)	N-S	109.70
390269	Lever & stop assy. – throttle	N-S	31.60
CM-2	NAR-6G ~ Carburetor Overhaul Manual		18.00

PLEASE NOTE: this is only a partial listing of carburetor parts.
For a complete list use our engine accessory price list.

Starters, R-670-4, -5, -6 & -11

397-13	E80 12 volt, direct drive	O/H/C	2530.00
E-160	12 volt, direct drive	O/H/C	1375.00
444-3F	12 volt, electric inertia	Exchange – 770.00	O/H/C Outright – 1237.50
B-11	Hand inertia	O/H/C	1168.75

Alternators, R-670-4, -5, -6 & -11

Model 6555	12 volt, 50 amp, JASCO	F/N	POR
Model 6555-1	12 volt, 50 amp, JASCO, complete with wiring diagram, regulator and voltage protector	F/N	POR
J-12M20	Voltage regulator – 12 volt	F/N	POR
SVP-3	Voltage regulator – 12 volt	F/N	POR

Spark Plugs

4B2S	R670-9 shielded plugs	N-S	10.65
C-26	Champion unshielded	O/H & tested	11.35
M-41E	Champion unshielded	F/N	POR
A-88	AC unshielded	F/N	POR
SH-2K	Autolite unshielded	N-S	POR
REM41E	Champion shielded	F/N	POR
SR-88	AC shielded	F/N	POR

Individual Tool Prices – All N-S

2330	Bar – handle steel		N/A
2336	Wrench – spark plug (for 4B2S plug)		22.65
2889	Gauge – valve clearance feeler		N/A
3096	Compressor – valve spring		59.90
3193	Wrench – intake pipe gland nut		75.25
20445	Wrench – valve adjusting screw		13.70
20446	Wrench – valve adjusting screw nut		N/A
20483	Wrench – push rod housing gland nut		N/A
20520	Wrench – push rod housing retainer nut		N/A
20555	Wrench – cylinder base nut		105.05
2B20	Lifting eye		116.15
A20964	T. O. H. Tool kit for R-670-4, -5, -6 & -11	N-S	POR

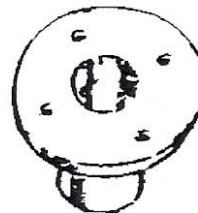
CONTINENTAL R-670-4, -5, -6, -11 ENGINE TOOLS

CRANKSHAFT ALIGNMENT BARS

Factory New

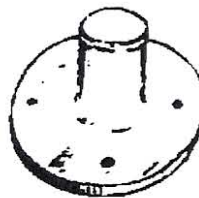
P/N 22992 (.4998 - .4995 size) \$46.90

P/N 22993 (.5001 - .5005 size) \$46.90



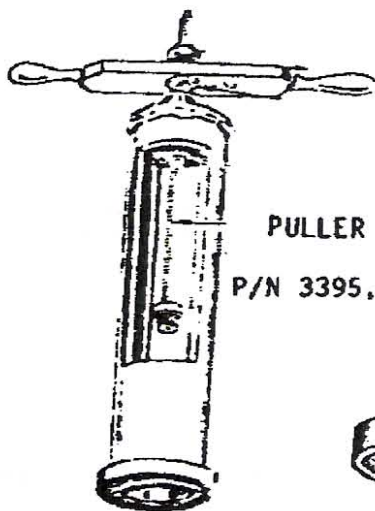
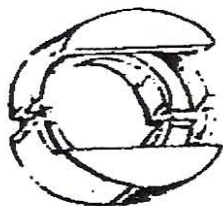
SUPPORT ASSY-Front Crankshaft Support
P/N A-4093 Factory New \$197.70

WRENCH-Crankshaft Clamp Bolt
P/N 3103 Factory New \$137.65



SUPPORT ASSY-Rear Crankshaft Support
P/N A4288 Factory New \$197.70

P/N 3484 - Factory New
\$186.75

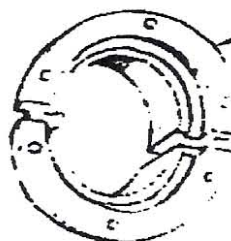


P/N A-4230, Factory New
PULLER ASSY-Crankcase & Main Bearing
Complete with
P/N 3395, P/N 3396 \$1222.55 & P/N 3484



P/N 3396 - Factory New
\$87.85

THRUST NUT WRENCH
for both type of thrust nuts
P/N 35190
Factory New
\$382.95



P/N 3395 - Factory New
\$201.40

REVISIONS

<u>Date</u>	<u>Page Number</u>	<u>Part Number</u>	<u>Changes Made</u>
01/05/2010	3	5521	Price Change
04/14/2010	All	All except "AN" No's.	10% Price Increase
11/22/2011	4	20275	Price Change
03/12/2012	1	2463	Price Change
04/10/2012	5	A23152	Price Change